

# Odddbird

Host a storytime inspired by  
**Oddbird** by bestselling  
author—and-illustrator,  
**Derek Desierto!**

This kit includes:

- storytime event suggestions  
and read-aloud tips
- reproducible activities






## Event Suggestions

- Set out snacks for the kids.
- Encourage them to come dressed in the most colorful clothes possible—or have costumes to choose from!
- Seek & Find: Cut out Oddbird from page 9 of this kit and hide him somewhere in the children’s section. Ask the kids to find him for the chance to win a special prize!
- Make copies of the activities in this kit and provide markers and crayons for kids to enjoy.

## Read-Aloud Tips

- Use different voices for the narrator and the other birds—or invite kids to come up to read the speaking parts.
- After you finish reading, ask the kids how they can help others feel accepted in their community.
- At the end of the story, the birds all realize it’s not what they look like but how they feel inside that really matters. Talk about the importance of the kids being true to themselves!






**Oddbird** by Derek Desierto

Feiwe! & Friends | An imprint of Macmillan Children’s Publishing Group | [#BNStorytime](#)

# Fabulous Birds with Colors Galore!

Use your imagination and fill in all the birds with your own colors and patterns!



**Oddbird** by Derek Desierto


© Feivel & Friends | An imprint of Macmillan Children's Publishing Group | #BNStorytime

# Oddbird, Where Are You?

Oddbird is somewhere in this group of birds. Can you find him?



How many birds can you count in the picture above? \_\_\_\_\_





Oddbird by Derek Desierto

© Feiwel & Friends | An imprint of Macmillan Children's Publishing Group | #BNStorytime

# Jungle Maze

Oddbird has a great idea on how to fit in with the other birds!  
Can you help him find his way back to the pool?






**Oddbird** by Derek Desierto

© Feiwel & Friends | An imprint of Macmillan Children's Publishing Group | #BNStorytime

# Be Happy, Oddbird!

Being his true self makes Oddbird happy, despite what the other birds think.  
What makes you unique? Draw a picture in the box below.



**Oddbird** by Derek Desierto

© Feiwel & Friends | An imprint of Macmillan Children's Publishing Group | #BNStorytime

# Oddbird Is Brave!

Oddbird just wants to swim in the pool, but all the other birds make fun of him.

Sometimes it can be hard to show everyone your favorite activity!

What are five ways that you have been brave, like Oddbird?


1. \_\_\_\_\_

2. \_\_\_\_\_

3. \_\_\_\_\_

4. \_\_\_\_\_

5. \_\_\_\_\_




**Oddbird** by Derek Desierto

© Feiwel & Friends | An imprint of Macmillan Children's Publishing Group | #BNStorytime

# Matching Game

Play a game with Oddbird and the other birds at the pool! Can you match them all?

Instructions: Have a grown-up help cut out all of the cards, mix them up, and lay them facedown. Taking turns, players flip over two cards. If the birds match, you have made a pair! Keep those cards. If they don't match, turn them back over and the next player gets a turn. When all the pairs have been found, the player with the most cards wins! If you find Oddbird first, you get extra points.



**Oddbird** by Derek Desierto

Feiweil & Friends | An imprint of Macmillan Children's Publishing Group | #BNStorytime




# Make Your Own Mask!

Join Oddbird in making a spectacular mask that is uniquely you.

Materials you will need:

- crayons and markers
- glue
- paper plate
- scissors
- string



Step 1: Fold a paper plate in half. Draw a line on the plate, as shown and cut along this line.




Step 2: Unfold the plate and hold it against your face, with the bottom of the plate facing away from you. Use a crayon to make a light mark where the eye holes should go. Take the plate away from your face and cut out the eye holes. If you are too young to use scissors, make sure you get an adult to help you.



Step 3: This is the best part. Use anything you would like to decorate your mask!




Step 4: Punch a hole on each side edge of the mask. Cut a piece of string long enough to go around your head, allowing extra string to be able to tie it behind your head, then cut the string in half. Secure the ends of the string in the holes and tie the string behind your head.



**Oddbird** by Derek Desierto

Feiweil & Friends | An imprint of Macmillan Children's Publishing Group | #BNStorytime

# Oddbird Seek & Find Activity



**Oddbird** by Derek Desierto

© Feivel & Friends | An imprint of Macmillan Children's Publishing Group | #BNStorytime